

# Implementing a programme of RAASi optimisation for patients with CKD and HF; empowering the triangle of nephrologist, cardiologist and primary care

Diabetes, cardiac and renal disease are major public health problems exhibiting a rising prevalence in the global population. They interact in a complex and interdependent manner. Heart failure (HF) is often associated with declining renal function, while the loss of glomerular filtration rate (GFR) independently predicts cardiovascular mortality and precipitates the overall progression of HF. Diabetic kidney disease (DKD) is one of the most common complications of type 2 diabetes mellitus (T2DM) and the most common cause of end-stage kidney disease worldwide. The share of patients with CKD stages 3 to 5 is expected to increase by 50% in the overall CKD population by the year 2025. Diabetes is also associated with a 2.5-fold increase in the risk of developing HF, while a significant share of patients with HF and diabetes has worse cardiac prognoses than non-diabetic patients with HF. Despite current therapies and notable treatment advances, these conditions continue to share a progressive course and unfavourable prognosis and their coexistence worsens the overall outcomes.

Preventing and managing CKD in patients with diabetes is a key target of their overall management. The clinical diagnosis of CKD related to diabetes is established based on a reduction in eGFR to <60 ml/min/1.73 m<sup>2</sup>, a persistently elevated urinary albumin excretion or both. The preferred method to estimate urinary albumin excretion is to measure the concentration of albumin in first-morning urine using a sensitive assay and adjust the result for the urinary creatinine concentration thus acquiring the albumin to creatinine ratio (ACR). Due to substantial daily variations in urinary albumin excretion, any abnormal results should always be confirmed by additional sampling over a 3 to 6 months period. Screening for albuminuria and renal impairment identifies most patients who are at risk of CKD and should therefore be actively conducted in populations at risk. Nevertheless, recent data show that such testing is insufficiently performed in clinical practice, thus contributing to late diagnosis and treatment initiation. In the area of heart disease, important gains have been made in improving outcomes and patient quality of life. The death rate from heart and circulatory diseases has declined by more than three-quarters in the last sixty years in the United Kingdom. The major targets of preventive and interventional measures related to cardiac disease are smoking habits, air pollution, metabolic disturbances, diet and physical activity. Sadly, impaired kidney function remains under-addressed as a contributing factor, even though it is an essential and modifiable element.

## The integrated approach to renal, cardiac and diabetic disease

Several intervention strategies, both well-established and recently introduced, exhibit simultaneous metabolic and cardiorenal effects. Renin-angiotensin-aldosterone system (RAAS) inhibition has been the cornerstone of treatment for patients with HF, DKD and CKD for nearly thirty



Speaker:  
**James Burton**,  
UK



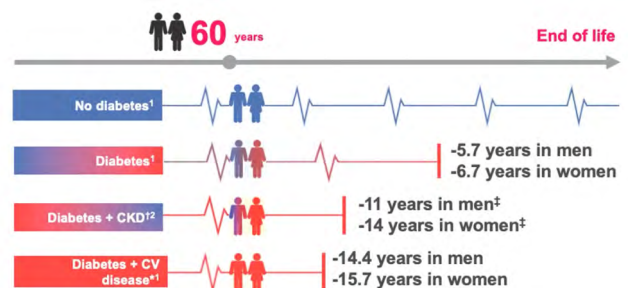
Panellist:  
**Andrew Frankel**,  
UK



Panellist:  
**Aaron Wang**,  
UK



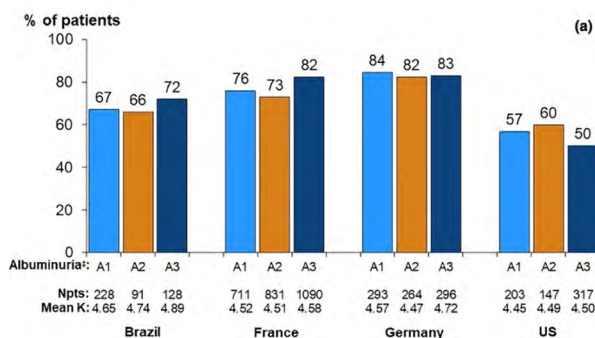
Moderator:  
**Smeeta Sinha**,  
UK



**Figure 1.**  
CKD, diabetes and heart disease as the leading causes of premature death

years. Nevertheless, it appears that, despite their well-established beneficial effects, RAAS inhibitors are underprescribed, even among patients with strong class-specific recommendations, such as those with albuminuria. The major concern with prescribing RAAS inhibitors is the risk of hyperkalemia, especially in patients with advanced CKD. Still, the possibility of hyperkalemia should not be perceived as a reason to avoid such potent and beneficial therapeutics as it is a foreseeable and treatable side effect. According to the Delphi consensus regarding best practice recommendations for hyperkalaemia across the cardiorenal spectrum, RAAS inhibitors should not be discontinued or mitigated due to hyperkalemia unless alternative measures for elevated potassium levels had been optimized.

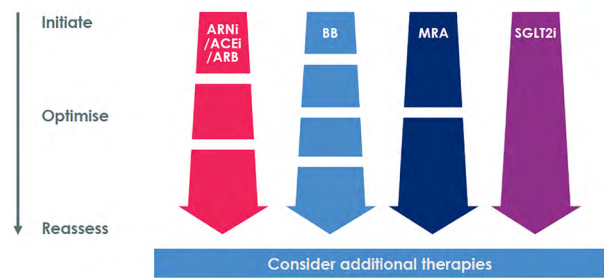
In the last decade, and especially since 2015, the landscape has been changing at an incredibly fast pace. Numerous large clinical trials investigated the effects of sodium-glucose transporter 2 (SGLT2) inhibitors, glucagon-like peptide 1 (GLP1) agonists, non-steroidal mineralocorticoid receptor antagonists (MRAs) and endothelin antagonists among patients with diabetes, HD and CKD reporting very promising results. These observations led to adjustments in therapeutic approaches and guidelines. The „four pillars“ of optimal HF management now are RAAS or neprilysin inhibitors, beta-blockers, MRAs and SGLT2 inhibitors. Similarly, SGLT2 inhibitors, GLP-1 agonists and MRAs have been introduced in the 2022 KDIGO Clinical Practice Guideline for Diabetes Management in CKD. The safe application of novel MRAs in advanced stages of CKD or HF is aided by novel potassium-binding agents such as patiromer and sodium zirconium cyclosilicate.



**Figure 2.**

RAASi prescription by the level of albuminuria according to KDIGO 2012 guidelines

The rising prevalence of individuals with cardiorenal and diabetic diseases elicits the promotion of collaborative care and alignment of treatment approaches to provide optimal patient management. Persons with multiple comorbidities should be managed by



**Figure 3.**

The four pillars of optimal HF management

multidisciplinary teams, involving not only physicians but also pharmacists, nurses, dietitians and caregivers. Collaboration among different clinical specialities can now be aided by modern technologies that help overcome geographic or logistic barriers to face-to-face cooperation.

*Written by: Jasna Trbojevic-Stankovic*

*The speaker reviewed and approved the content.*

## KEY POINTS

- 1 Diabetic, cardiac and renal disease share certain pathophysiological mechanisms, progressive course and a rising incidence.
- 2 Several therapeutic interventions have simultaneous metabolic and cardiorenal effects.
- 3 RAAS inhibition has long been the cornerstone of treatment for HF, DKD and CKD. Nevertheless, despite their known beneficial effects, they are underprescribed due to the fear of hyperkalemia.
- 4 SGLT2 inhibitors, GLP1 agonists and non-steroidal MRAs are promising novel agents which paved their way into the new guidelines for the treatment of HF, DKD and CKD.

- 5 Optimal approach to persons with multiple comorbidities should rely on a multidisciplinary approach and collaborative care involving physicians, specialized nurses, dietitians and pharmacists.

## Further readings

1. GBD 2015 Mortality and Causes of Death Collaborators. Global, regional, and national life expectancy, all-cause mortality, and cause-specific mortality for 249 causes of death, 1980-2015: a systematic analysis for the Global Burden of Disease Study 2015 [published
2. Bahtiyar G, Gutterman D, Lebovitz H. Heart Failure: a Major Cardiovascular Complication of Diabetes Mellitus. *Curr Diab Rep.* 2016;16(11):116. doi:10.1007/s11892-016-0809-4 doi:10.1185/030079906X132541  
Van Haalen H, Jackson J, Spinowitz B, Milligan G, Moon R. Impact of chronic kidney disease and anemia on health-related quality of
3. Alicic RZ, Rooney MT, Tuttle KR. Diabetic Kidney Disease: Challenges, Progress, and Possibilities. *Clin J Am Soc Nephrol.* 2017;12(12):2032-2045. doi:10.2215/CJN.11491116.2006;355(20):2071-2084. doi:10.1056/NEJMoa062276
4. Wu B, Bell K, Stanford A, et al. Understanding CKD among patients with T2DM: prevalence, temporal trends, and treatment patterns-NHANES 2007-2012. *BMJ Open Diabetes Res Care.* 2016;4(1):e000154. doi:10.1136/bmjdr-2015-000154Nordio M, Limido A,
5. Thomas MC, Brownlee M, Susztak K, et al. Diabetic kidney disease. *Nat Rev Dis Primers.* 2015;1:15018. doi:10.1038/nrdp.2015.18NEJMoa065485
6. National Chronic Kidney Disease Audit (National Report, Part 1). 2017. Available at: [https://www.lshtm.ac.uk/files/ckd\\_audit\\_report.pdf](https://www.lshtm.ac.uk/files/ckd_audit_report.pdf)
7. Wan EYF, Chin WY, Yu EYT, et al. The Impact of Cardiovascular Disease and Chronic Kidney Disease on Life Expectancy and Direct Medical Cost in a 10-Year Diabetes Cohort Study. *Diabetes Care.* 2020;43(8):1750-1758. doi:10.2337/dc19-2137
8. Zelniker TA, Wiviott SD, Raz I, et al. SGLT2 inhibitors for primary and secondary prevention of cardiovascular and renal outcomes in type 2 diabetes: a systematic review and meta-analysis of cardiovascular outcome trials [published correction appears in *Lancet.* 2019 Jan 5;393(10166):30]. *Lancet.* 2019;393(10166):31-39. doi:10.1016/S0140-6736(18)32590-X
9. Filippatos G, Anker SD, Agarwal R, et al. Finerenone Reduces Risk of Incident Heart Failure in Patients With Chronic Kidney Disease and Type 2 Diabetes: Analyses From the FIGARO-DKD Trial. *Circulation.* 2022;145(6):437-447. doi:10.1161/CIRCULATIONAHA.121.057983
10. Bakris GL, Agarwal R, Anker SD, et al. Effect of Finerenone on Chronic Kidney Disease Outcomes in Type 2 Diabetes. *N Engl J Med.* 2020;383(23):2219-2229. doi:10.1056/NEJMoa2025845
11. Sawaf H, Thomas G, Taliercio JJ, Nakhoul G, Vachharajani TJ, Mehdi A. Therapeutic Advances in Diabetic Nephropathy. *J Clin Med.* 2022;11(2):378. doi:10.3390/jcm11020378
12. Abdin A, Bauersachs J, Frey N, et al. Timely and individualized heart failure management: need for implementation into the new guidelines. *Clin Res Cardiol.* 2021;110(8):1150-1158. doi:10.1007/s00392-021-01867-2
13. Straw S, McGinlay M, Witte KK. Four pillars of heart failure: contemporary pharmacological therapy for heart failure with reduced ejection fraction. *Open Heart.* 2021;8(1):e001585. doi:10.1136/openhrt-2021-001585
14. House AA, Wanner C, Sarnak MJ, et al. Heart failure in chronic kidney disease: conclusions from a Kidney Disease: Improving Global Outcomes (KDIGO) Controversies Conference. *Kidney Int.* 2019;95(6):1304-1317. doi:10.1016/j.kint.2019.02.022
15. Pecoits-Filho R, Fliser D, Tu C, et al. Prescription of renin-angiotensin-aldosterone system inhibitors (RAASi) and its determinants in patients with advanced CKD under nephrologist care. *J Clin Hypertens (Greenwich).* 2019;21(7):991-1001. doi:10.1111/jch.13563
16. Foti KE, Wang D, Chang AR, et al. Potential implications of the 2021 KDIGO blood pressure guideline for adults with chronic kidney disease in the United States. *Kidney Int.* 2021;99(3):686-695. doi:10.1016/j.kint.2020.12.019
17. Rosano GMC, Tamargo J, Kjeldsen KP, et al. Expert consensus document on the management of hyperkalaemia in patients with cardiovascular disease treated with renin angiotensin aldosterone system inhibitors: coordinated by the Working Group on Cardiovascular Pharmacotherapy of the European Society of Cardiology. *Eur Heart J Cardiovasc Pharmacother.* 2018;4(3):180-188. doi:10.1093/ehjcvp/pyy015
18. Burton JO, Coats AJS, Kovesdy CP, et al. An international Delphi consensus regarding best practice recommendations for hyperkalaemia across the cardiorenal spectrum [published correction appears in *Eur J Heart Fail.* 2023;25(3):444]. *Eur J Heart Fail.* 2022;24(9):1467-1477. doi:10.1002/ehf.2612
19. Epstein M, Reaven NL, Funk SE, McGaughey KJ, Oestreicher N, Knispel J. Evaluation of the treatment gap between clinical guidelines and the utilization of renin-angiotensin-aldosterone system inhibitors. *Am J Manag Care.* 2015;21(11 Suppl):S212-S220.
20. Cheung AK, Chang TI, Cushman WC, et al. Executive summary of the KDIGO 2021 Clinical Practice Guideline for the Management of Blood Pressure in Chronic Kidney Disease. *Kidney Int.* 2021;99(3):559-569. doi:10.1016/j.kint.2020.10.026